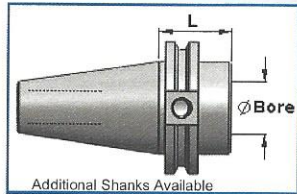


## TapWriter Accessories



Additional Shanks Available

Part No.	Shank Size	Bore	L	Weight
23951	CAT 40	1"	35mm	0.7 Kg
23947	CAT 40	25mm	35mm	0.7 Kg
23953	CAT 50	1"	35mm	2.7 Kg
23948	CAT 50	25mm	35mm	2.7 Kg
23952	BT 40	1"	35mm	0.7 Kg
23943	BT 40	25mm	35mm	0.7 Kg
23955	BT50	1"	48mm	3.6 Kg
23945	BT50	25mm	48mm	3.6Kg

### Stop Arm Plate And Torque Bar Installation



Stop Arm Plate Assy.  
392552.




Ready Made  
Stop Arms

723420

All Others

Part No.	For Bolt Circle Diameter
723420	115mm to 133mm
723421	137mm to 149mm
723422	149mm to 171mm
723423	171mm to 193mm



Torque Bar Holder Assy.

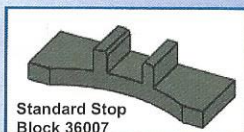
Part No.	Bolt Size	Part No.	Bolt Size
69383A	M6 X 1	69389A	5/16" - 18
69384A	M8 X 1.25	69390A	5/16" - 24
69385A	M10 X 1.5	69391A	3/8" - 16
69386A	M12 X 1.75	69392A	3/8" - 24
69387A	1/4" - 20	69393A	1/2" - 13
69388A	1/4" - 28	69394A	1/2" - 20

### Stop Arm Bar and Stop Block Installation



Center Distance	Part No.	R	S	42mm + S
55mm	392555	13mm	29mm	71mm
65mm	392565	23mm	39mm	81mm
80mm	392580	38mm	54mm	96mm

Stop Arm Bar Assemblies  
Please see drawing on  
previous page.



Standard Stop  
Block 36007

TAPMATIC CORPORATION-ISO 9001 CERTIFIED: 802 CLEARWATER LOOP, POST FALLS, ID 83854  
PHONE: (800) 854-6019 OR (208) 773-2951, FAX: (208) 773-3021, E-MAIL: info@tapmatic.com, WEB: www.tapmatic.com

# TapWriter®

The CNC Dot Marking System From **TAPMATIC**



*A Simple, Easy  
Way To Identify,  
Serialize Or  
Trademark  
Parts During  
The Machining  
Process.*

**TAPMATIC**  
CNC Dot Marker TapWriter

www.tapmatic.com


**MARK IT WHILE YOU MAKE IT!**  
*At High Speed Without Second Operations*

TAPMATIC CORPORATION-ISO 9001 CERTIFIED: 802 CLEARWATER LOOP, POST FALLS, ID 83854  
PHONE: (800) 854-6019 OR (208) 773-2951, FAX: (208) 773-3021, E-MAIL: info@tapmatic.com, WEB: www.tapmatic.com

Tel 412-366-4733  
laurie@leadingmarks.com  
www.leadingmarks.com



# TAPMATIC®



Tapmatic Is Pleased To Introduce An Exciting New Product.... The TAPMATIC TapWriter.

The TapWriter allows you to mark your work piece while you are machining it without the need for a secondary marking operation. Part numbers, serial numbers, date codes and even logos can easily be created with this unique dot marking tool.

Installs easily on Machining Centers or CNC lathes with Live Tooling.

It utilizes standard engraving software, but unlike engraving, dot-peen marking does not require the use of delicate cutting tools and high speed spindles.

You can mark soft plastics or steel as hard as 55 RC

The durable carbide stylus is thrown against the work piece which allows the marking of uneven or round surfaces.

The TapWriter is *Fast*. Up to 80 characters or more just depending on the capabilities of your machine.

With the TapWriter you have complete control of the mark. The revolutions per minute determines the number of dots per minute, and the velocity of the carbide stylus when it impacts the work piece. The feed rate controls the distance between dots allowing you to select the appearance of discrete dots or a continuous line.

Here are just a few examples...

0123456789

0123456789

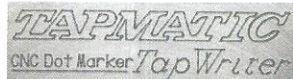
0123456789

0123456789

Character heights shown from 6mm to 2mm. using standard engraving software.

0123456789

Marking Time 9 seconds on 1995 VMC 40 Machine.



Mark Logos using standard Cad/Cam software for the tool path.

- ◆ Eliminates extra operations
- ◆ Faster than engraving
- ◆ Long tool life with replaceable carbide stylus
- ◆ Mark hard or soft materials
- ◆ Mark round or uneven surfaces
- ◆ Simple to install and program

TAPMATIC CORPORATION-ISO 9001 CERTIFIED: 802 CLEARWATER LOOP, POST FALLS, ID 83854  
PHONE: (800) 854-6019 OR (208) 773-2951, FAX: (208) 773-3021, E-MAIL: info@tapmatic.com, WEB: www.tapmatic.com

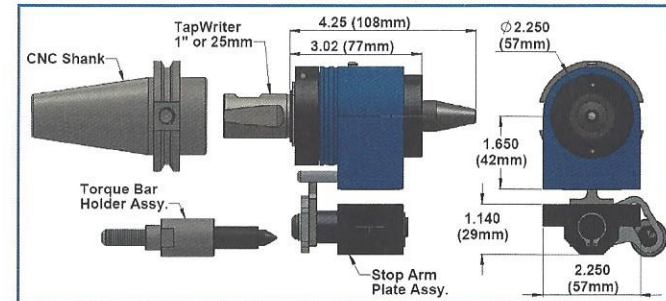
# TAPMATIC®

## TapWriter Ordering Information

The TapWriter adapts to a machining center with a locking stop arm similar to those used with self reversing tapping attachments. Select the Installation method you prefer as shown below. Order TapWriter, Stop Arm and Accessories separately. See next page for accessory part numbers. **Please note Tapmatic can supply a TapWriter ready to fit your specific machine. Please call (800) 854-6019.**

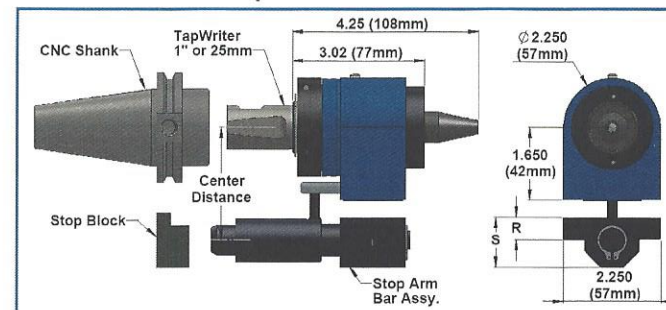
Model	Shank	Catalog No.	Weight (Including A 40 Taper)
TapWriter	1" Straight Shank	57810	2.5 Kg
TapWriter	25mm Straight Shank	57825	2.5 Kg

### Stop Arm Plate Installation



Simply replace one of the bolts around your machine spindle with a Torque Bar Holder Assembly

### Stop Arm Bar Installation



Mount a Stop Block next to your machine spindle to engage the Stop Arm Bar of the TapWriter.

TAPMATIC CORPORATION-ISO 9001 CERTIFIED: 802 CLEARWATER LOOP, POST FALLS, ID 83854  
PHONE: (800) 854-6019 OR (208) 773-2951, FAX: (208) 773-3021, E-MAIL: info@tapmatic.com, WEB: www.tapmatic.com